



# Anti-gravity GEKO

**1**  
Print out and cut out the shape of the gecko below. Retrace the shape on cardboard for obtaining another identical one. Stick the two shapes together.




**2**  
Cut two pieces of straw and stick them on the back of the shape using paper tape just like in the picture.

**3**  
Cut out a piece of thread and tie it at the center of the stick (or pen) for creating a bow. Use the spare thread and cut it in the middle and stick the two pieces at the edges of the stick.



**4**  
Insert the free edges of the threads through the straws, stopping the straws with the beads so that the gecko does not fall.



**5**  
Hang the gecko to the wall or lock it through the loop: now stretch the two wires in opposite directions and try to get it up! Challenge your friends in a speed race: who will arrive first?

