


# Magnetic FISH

1

Print on the cardboard and cut out the two shapes you find below.



2  
Tie the cotton thread on the clip. Stick the clip to the back of the fish using paper tape.



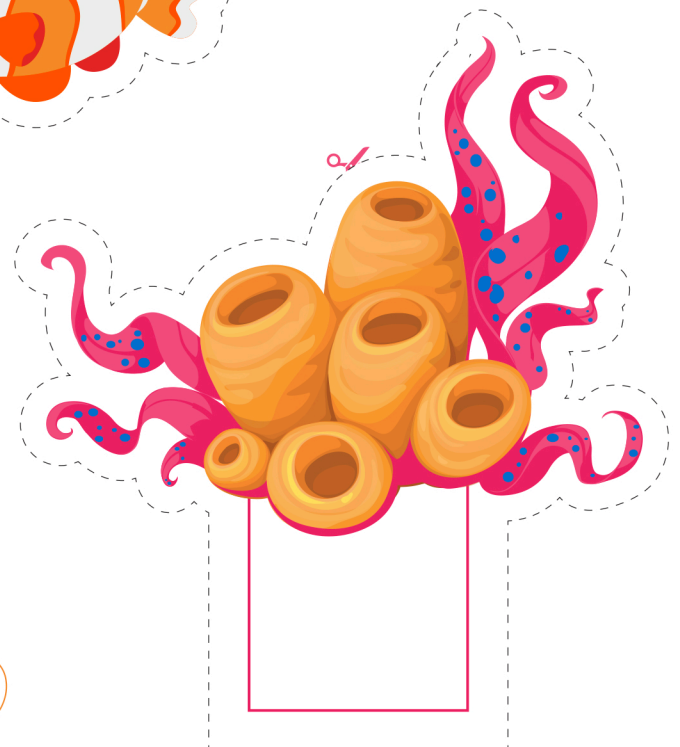

3

Fold the white base of the sea anemone so that it stands.



4

Stick the free edge of the thread on the back of the sea anemone.



5

Take a magnet and bring it closer to the fish until it is attracted to the magnet. Now, try to detach the fish from the magnet by trying to float it thanks to the magnet's magnetic field attraction!

